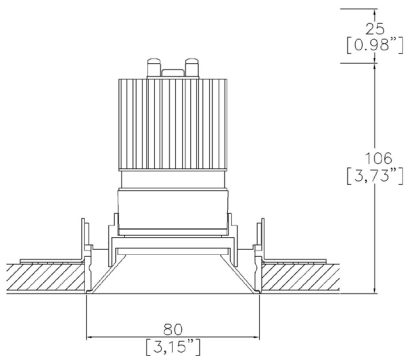


ProSpex PlusMini Fixed Trimless

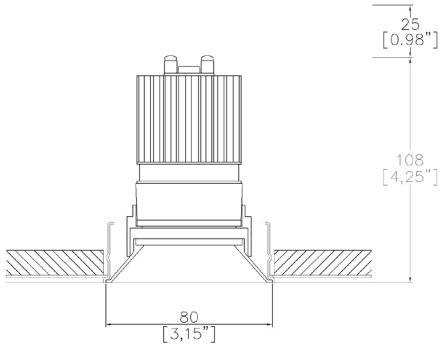
TM65.2	11kgCO2e
TM66	2.3 CEAM



80mm (3.15”) overall trimless diameter. Available with standard trim kit or plaster-in kit options. Family of matching products also available.



750+LED-TL  
Cut-out Ø82mm  
Required depth height + 25mm^



750+LED-PCZ  
Cut-out Ø82mm  
Required depth height + 25mm^

LED Source	LED51/3-TW		LED51/3-TW		LED51/3-TW	
CRI	≥90 CRI		≥90 CRI		≥90 CRI	
Drive Current	350mA		350mA		350mA	
Power inc Driver	15.4W		15.4W		15.4W	
Beam Angle	NF (21°)		FL (36°/32°)		WFL (56°/47°)	
Forward Volt	36V		36V		36V	
CCT	6527	4018	6527	4018	6527	4018
Delivered Lumens	1230	1052	1177	1047	1019	916
Delivered Intensisty cd	6614	5755	2904	2960	1144	1149
Delivered Lumens per circuit watt	79	68	76	68	66	59

Note: Performance data is based on the Highest CCT of each module type. Refer to the table on the last page for the factors.

Project Ref: \_\_\_\_\_

Location Ref: \_\_\_\_\_

Fixture Order Code: 750+LED-TL -  -  -

Fixture  
750+LED-TL      Plus Mini Conical Fixed Trimless with LED51

Installation  
750+TL      TL trimless kit  
750+PCZ      PCZ Plaster kit

Finish  
WH      White  
BK      Black  
RAL      Custom RAL Finish\*  
ABR1      Antique Brass  
ABZ1      Antique Bronze  
PCH1      Polished Chrome  
PNK1      Polished Nickel  
PBR1      Polished Brass

IP Rating  
44      IP44  
54      IP54  
65      IP65



750+PCZ  
Trimless Kit  
Front fitting, full skim



750+TL  
Trimless Kit  
Rear fitting, partial skim

LED Order Code: LED51/3-TW -  -

LED  
LED51/3-TW      LED51 Gen3 Dynamic TuneableWhite

CCT  
6527      6500K - 2700K  
4018      4000K - 1800K

Beam  
NF      Narrow Flood  
FL      Flood  
WFL      Wide Flood

Driver Options:

Protocol  
D6      DALI Type 6\*\*  
D8      DALI Type 8\*\*  
B      Bluetooth\*\*\*

Emergency Options:

Emergency  
E      Maintained 3hr Emergency  
ED      Maintained 3hr DALI Self Test  
ES      Maintained 3hr Self Test

Finish selection




Antique Brass



Antique Bronze



Polished Brass



Polished Nickel




Polished Chrome

Accessories




Honeycomb Louvre



Diffusing Lens



Frosted Lens



Heavy Spread Lens



Linear Spread Lens

Accessories Order Code:

- Louvre/Lens
- LL45

LLDF

LLFR

LLLS

LLHS
- Honeycomb Louvre

Diffusing Lens

Frosted Lens

Linear Spread Lens

Heavy Spread Lens

Factor Table

	6500K-2700K		4000K-1800K	
CCT	Lm Factor	System Wattage	Lm Factor	System Wattage
6500K	1.00	9.2		
5000K	1.12	9.2		
4000K	1.23	10.6	1.00	9.2
3000K	0.95	9.4	1.00	9.7
2700K	0.82	8.4	1.00	10.9
2400K			0.88	11
2200K			0.75	10.2
1800K			0.53	8.6

Technical Details

\*Custom RAL code must be specified. Custom RAL colours can increase prices and lead times

Dimming. Whilst Lucent can offer the majority of its luminaires with various dimming options, it remains the responsibility of the specifier/installer to check and ensure compatibility of any control equipment used. Additional cabling may be required depending on the dimming protocol specified.

\*\*Bluetooth (wireless) is the communication method. The exact dimming protocol must be confirmed to allow the selection of suitable drivers or bluetooth devices.

^ Depth indicated is the minimum recess depth for the luminaire with a remote mounted LED driver. Installing a driver through either the luminaire cut-out or installation kit may require additional recess depth, please refer to the relevant luminaire installation instructions for further details.Data correct at time of publishing

First Fix Requirement. Luminaire comprised of fixture body with ceiling trim and installation kit, which is to be fitted into the ceiling once finished. Ensure correct alignment of the installation kit before final assembly (see luminaire instllation instructions for details)

IP Rating. Tested from underside of the ceiling

Note that the picture of the finishes provided is for illustrative purposes only. The finishes may vary in colour, texture and appearance. Contact Lucent lighting Ltd for more information.

It is the policy of Lucent Lighting to continually review and improve its products and therefore reserve the right to change any details of product or withdraw specifications without prior notice.

Luminaires designed to comply with EN60598 and all other standards.

This specification sheet superseded all previous versions.

All intellectual property rights pertaining to the product described above and to this document are owned by or licensed to Lucent Lighting Ltd.

We reserve the right to take whatever action is necessary to protect those intellectual property rights.

Please notify Lucent Lighting Ltd of any inaccuracies immediately. E&OE